



# Curriculum Newsletter

## GOLDSBOROUGH and SICKLINGHALL Federation

### Goldsborough – Monkey Puzzle– June – July 2022



The Christian Values we are exploring this half term are: **Wisdom & Compassion**

Our 'Big Thinking' SMSC Question for this half term is:

What wisdom have people had in different localities that have led to local or global changes?

How do people in different local and global communities show compassion?

#### English - Communication & Language

##### Skills / Knowledge to be developed:

We will be looking at short vowels, longer words, compound words and root words ending in -ed and -ing this half term as part of the Little Wandle Phonics scheme. We will also be recapping all the previously taught Phase 3 & 4 sounds. Application of phonics will be encouraged and supported in areas of provision in the classroom.

##### New Tricky Words

**said, so, have, like, some, come, love, do, were, here, little, says, there, when, what, one, out, today**

We will continue to use our phonic knowledge to segment and blend words so that we can read and write. The children will be encouraged to use the phonic frieze and sound mats so that they can write sentences without an adults support.



We will read a variety of stories about our Fairtrade topic and the children will focus on reading longer sentences. We will encourage the children to create maps, booklets, stories and perform poetry.

The children will focus on their handwriting and formation skills this term, learning to write on the line, use finger spaces and form their letters the correct way. They will continue to use a range of tricky words in their writing and begin to use capital letters and full stops.

#### Maths

##### Skills / Knowledge to be developed:

During the second half of the Summer term the children will continue to consolidate their subitising, counting, comparing and composition skills. We will be looking at the following skills in particular:

- Doubling
- Halving
- Sharing skills
- Odd/Even numbers
- They will deepen their understanding looking at patterns and relationships between numbers and shapes.

We continue to look at the following objectives:

- Count objects, actions and sounds.
- Subitise.
- Link the number symbol (numeral) with its cardinal number value.
- Count beyond ten.
- Compare numbers.
- Understand the 'one more than/one less than' relationship between consecutive numbers.
- Explore the composition of numbers to 10.

##### How can I help?

Continuing to engage with Numbots at home is a fantastic way to reinforce the learning that takes place in the classroom.

Any opportunities to practise adding and take away skills with the children in a variety of contexts will also be very beneficial. It is important to not worry too much about the recording of this but focus on the practical application of your child's skills.

Money is always a fabulous way of reinforcing skills as it is wonderful for the children to see it used in a "real life" setting. Making your own "shop" at home together can also be useful when using smaller amounts of money with them.

## Curriculum Topic: Wish You Were Here!

### Expressive Arts and Design



We will explore paintings by Guiseppe Arcimboldo this term as part of our Healthy Puppet DT project. The children will be designing and making their own Healthy Eating puppet.

They will develop their sketching skills, making observational drawings of a range of fruit and vegetables. We will work on their colour mixing skills and also incorporate painting and collage skills in this mixed media piece.

At the end of the topic the children will be encouraged to talk about the different processes they have used and evaluate the finished puppet. We will then have a puppet show using the puppets.

We continue to enjoy our weekly singing lessons with Mr Hills and we are focussing on whole school hymns to share in Collective Worship this term.

#### **How can I help?**

Encourage children to talk about the different processes that they have used at school and apply them in new ways.

Practise colour mixing at home together.

### Personal Social and Emotional Development



This term we look at Growing and Changing in our PSHE topic. We will be learning how to see ourselves as a valuable individual.

We will also be looking at ways to show resilience and perseverance in the face of challenge.

We will be reading a range of stories together and discussing the messages within them.

- Simon Sock – Sue Hendra
- The Koala who could – Rachel Bright,
- The Lion Inside – Rachel Bright.
- Tad – Benji Davis.
- The Heart and the Bottle – Oliver Jeffers

#### **How can I help?**

Read the class stories together and discuss the messages together. Share times when you have used your own resilience and perseverance with your children. You could help them to keep a diary of times that they have showed it at home too. Please share with me on Tapestry if you do.

### Physical Development






The children will be working with Mr Colley this term on their athletics skills in readiness for their first Sports Day! They will be working on their throwing, jumping and running skills before practising traditional Sports Day activities.

We will continue to work on improving the children's fine motor control, cutting independently, writing on a line, reducing their letter size and following the correct letter formation. We will work on the children's pencil grip and pincer movements too.

#### **How can I help?**

Please ensure that children have PE kit (including trainers) for the whole week as other indoor and outdoor sessions might take place at alternative times. They will need hats and sun cream during this summer term. Please complete the weekly Little Wandle formation pages with your child, ensuring they are starting each letter in the correct place and forming correctly.

## Curriculum: Key Skills, Knowledge and Enrichment

Understanding the World (Science)	Understanding the World (R.E.)	Understanding the World (Geography)
 <p>In our Natural World (Science) learning this term we are finding out about Everyday Materials.</p> <p>We will think about recycling and all the different types of materials that can be recycled at school and at home.</p> <p>We will be exploring different materials and using magnets to find materials that are made of metal and conducting investigations that use a variety of science skills.</p>	 <p>To learn about people and communities we will be looking at “What is special about our World” in R.E.</p> <p>The children will be talking about things they find interesting, puzzling or wonderful and also about their own experiences and feelings about the world.</p> <p>We will re-tell stories, talking about what we think about the world, God and human beings.</p> <p>We will be thinking about the wonders of the natural world, expressing our own ideas and feelings</p> <p>We will express ideas about how to look after animals and plants. We will talk about what people do to spoil the world and what we can do to look after it.</p>	 <p>We continue to look at People, Culture and communities within our Geography unit – “Wish you were here” with a strong focus on Fairtrade and where our food comes from globally.</p> <p>We will look at the journey of the Fairtrade banana and use our mapping skills to find out countries where bananas grow.</p> <p>We will find out how choosing Fairtrade bananas can make a difference to a banana farmers life.</p>
<p><b><u>How can I help?</u></b></p> <p>Ask your child to help you to recycle your household objects with you.</p> <p>Explore the different materials used in your home. Can your child name them confidently?</p>	<p><b><u>How can I help?</u></b></p> <p>Look at books together that explore the amazing wonders of the natural world.</p> <p>Discuss the little changes that can be made at home to make the world a better place. Give the children opportunities to help you with recycling, gardening, reusing and repurposing objects in creative ways.</p>	<p><b><u>How can I help?</u></b></p> <p>Look out for Fairtrade items in the supermarket when you go shopping together.</p> <p>We will be making banana bread at school as part of our Departure Day. Can your child remember the steps they took and explain to you, so you could make some more at home together?</p>
<b>Any Other Information / Dates for the Diary</b>		
<p>We encourage you to follow our school Twitter account @GS_Federation.</p> <p>We regularly post updates and photographs of what your children are learning in class alongside other important school information, reminders and updates.</p> <p><b>Diary dates:</b></p> <p>14<sup>th</sup> June: Class photos</p> <p>15<sup>th</sup> June: Den Building</p> <p>30<sup>th</sup> June Sports Day</p> <p>7<sup>th</sup> July – Transition day in school</p> <p>22<sup>nd</sup> July – School closes for the Summer</p> <p><b>Return to School: Tuesday 6<sup>th</sup> September</b></p> <p>Children’s photos and daily learning can be found on the Tapestry platform. Please add comments about your children’s learning at home, I love to read them. If you have not used Tapestry before then please call in and have a chat with me after school.</p>		

Thank you, as always, for your continuous help and support. If you have any queries please do not hesitate to contact us or make an appointment at the office to arrange a meeting or to request a phonecall.  
Mrs Brearton