



Curriculum Newsletter

GOLDSBOROUGH SICKLINGHALL Federation

Sweet Chestnut - Year 1 & 2 January to February 2022




The Christian / Human Values we are exploring this half term are Peace and Thankfulness
What moments in history can you discuss where communities have wanted peace or have shown thankfulness?

English

Our English planning is based around our topic **Superheroes!** We have selected key texts to teach a variety of genres this half term.

We will start with the story **Send for a Superhero** and will focus on character portraits and **narrative** skills. We will compare the characteristics of the heroes and the baddies and recreate our own stories with new characters. The children will practise their use of different punctuation, learn about different types of sentences including command, exclamation, question, and statement sentences. They will also learn about the suffixes -ly, less, ful and how to use them in their writing.



After this we will read the story of **Supertato**. The children will write an **argument** between Supertato and Evil Pea. They will use revisit their **letter** writing skills and think about their choice of vocabulary. Year 2 will practise creating noun phrase and the children will use a variety of adjectives and conjunctions to write super sentences.

Later, we will read the story of **Funny Bones**. The children will write their own **discussions** between Big Skeleton and Little Skeleton and write their own **narratives** about the skeleton's nightly adventures.



Finally, the children will read the story **Traction Man**. This is such a fun story and the children will practise their **recount** skills. They will finish the unit by writing a **persuasive** piece to Granny to explain why Traction Man's suit should not be made out of wool! Year 2 will use subordination in their sentences and a range of sentence types.

This half term, we are focusing on the correct spelling of **tricky words** and will be looking for super spelling!

Reading will be an integral curriculum area as we focus on refining and improving our reading skills. In year 1 we will focus on **decoding, prosody and comprehension**. In year 2 we will focus on increasing our **fluency; retrieving information** quickly and efficiently to answer questions, as well as **summarising and sequencing**.

How can I help?

Use the phonic keyring to recap all sounds learned so far in our phonic lessons.
Read eBook/paper book at least 3x weekly and record notes in planner.
Practise tricky words regularly. Practise common exception words and practise writing the words and sentences from the phonics homework sheet.
Practise spelling tricky words on the keyring.

Maths

This half term we will be focusing on geometry for the first two weeks. Year 1 will move onto place value and finish with addition and subtraction within 20. Year 2 will look at money and multiplication.

Geometry – (Shape)

Year 1 – We will explore, recognise, name and sort 3-D shapes before moving onto 2-D shapes. We will finish off with patterns using 2-D and 3-D shapes.

Year 2 – We will be working on recognising and naming 2-D and 3-D shapes, looking at sides, vertices and drawing shapes. We will move onto symmetry and properties of 3D shapes.

Place Value and Measurement (money)

Year 1 – In Place Value, Year 1 will be focusing on sorting, ordering and comparing objects, groups and numbers. The children will be embedding and consolidating their place value understanding of numbers within 20.

Year 2 – They will be counting money in pence, pounds to develop their understanding of using notes and coins. They will choose the correct amount of money, find change and make the same amount. Children will solve two-step problems.

Addition and subtraction and multiplication

Year 1 – They will consolidate and embed all addition and subtraction knowledge from Autumn 2 term and use this within numbers to 20.

Year 2 – They will make equal groups, recognise equal groups and add equal groups. This will lead onto the development of multiplication sentences and using arrays.

KIRF Target – Spring Term

Year 1 – I know doubles and halves to 10

Year 2 – I know multiplication and division facts for 2x table



Continuing to revisit these is a great way of ensuring mathematical fluency. Please see the terms KIRF target letter for a complete list of revision targets and if you would like any support or ideas on how to further support embedding these targets please just ask.

How can I help?












Regular use of Maths Shed, Numbots will support children's rapid recall of key facts. Short, regular practise of the KIRFS, in relation to a day-to-day activity will also support rapid recall.

Useful Websites: www.topmarks.co.uk www.mathsplayground.com

Curriculum: Key Skills, Knowledge and Enrichment

Topic- History	Science -	P. E
<p>Our focus is: Real Life Superheroes- Florence Nightingale and Mary Seacole</p> <div style="display: flex; align-items: flex-start;">  <div style="flex-grow: 1;"> <p>Skills / Knowledge to be developed:</p> <p>The children will learn about the life of Florence Nightingale and use a timeline to order the events in her life. They will talk about how she became a nurse in 1851 and how she went to help soldiers during the Crimean War.</p> <p>They will discuss the key changes that Florence made to nursing. In comparison, the children will also learn about Mary Seacole and talk about why the British government wouldn't let her be a nurse for them. She was known as Mother Seacole and was given a medal for bravery.</p> <p>Greater Depth Challenges: Children will use a timeline to show how the history of nursing has been influenced by Florence Nightingale and Mary Seacole. They will be able to describe the contribution of Mary Seacole and the changes she made to the nursing profession and share opinions about the difference in how Mary Seacole and Florence Nightingale were viewed during this time in history.</p> <p>Applied through: History lessons, discussions</p> </div> </div>	<p>Our focus is: Plants</p> <p>Skills / Knowledge to be developed:</p> <div style="text-align: center;">  </div> <p>At the end of this science topic, the children will be able to describe how plants need water, light and a suitable temperature to grow and stay healthy. They will identify and name a variety of common wild and garden plants, including deciduous and evergreen trees. The children will identify and describe the basic structure of a variety of common flowering plants including trees. They will also investigate how seeds and bulbs grow into mature plants.</p> <p>Greater Depth Challenges: Children will take a selection of (real) different flowering plants applying their knowledge to describe the structural features. They will use information to answer the question 'Are roots always at the bottom of plants?'. Year 2 will devise a way of proving that plants need certain conditions to grow.</p> <p>Applied through: Science lessons, discussion, understanding and explaining the concepts in detail. Exit card quizzes and tasks.</p>	<p>Our focus is: Gymnastics</p> <p><u>Aesthetic Movement/Movement to Music</u></p> <p>Skills / knowledge to be developed:</p> <p>Children will be taught skills from gymnastics, rhythmic gymnastics and dance. They will explore a variety of themes, speed, height, direction and join movements together into phrases/motifs, using gymnastics rolls, balances and basic dance patterns. They will develop performance and evaluation skills, while continuing to develop agility, coordination, strength and general fitness.</p> <p>Applied through:</p> <p>Weekly PE lessons with Mr Colley (Sporting influence)</p>
<p>How can I help?</p> <p>Talk about Florence and Mary at home. Research some facts about them to share with the class.</p>	<p>How can I help?</p> <p>Look at plants and flowers that you may have at home. Compare them and describe their parts.</p> <p>Talk about plants and trees around your home and name them.</p> <p>Plant your own seed or bulb and watch it grow over time.</p>	<p>How can I help?</p> <p>Please ensure that children have PE kit (including trainers) for the whole week as other indoor and outdoor sessions might take place at alternative times. They may need additional layers, hats and gloves as well as a spare coat or socks on Thursday with Mr Colley.</p>

Curriculum: Key Skills, Knowledge and Enrichment

Art	Music	PSHE / Wellbeing	R.E.
<p>We are focusing on the skill of printing. Our artist focus will be on Frida Kahlo.</p> <div style="display: flex; justify-content: space-between; align-items: center;"> <div style="width: 45%;"> <p>Our new artist is called Frida Kahlo.</p>  <p>She was from Mexico and she loved to paint.</p> <p>"I paint myself because I am often alone and I am the subject I know best."</p> </div> <div style="width: 45%; text-align: right;">  </div> </div> <p>Skills / knowledge to be developed: The children will revisit their previous learning in the unit of COLOUR/PAINTING. They will use primary colours to make secondary colours and use these in their paintings. The children will learn how to hold paint brushes correctly and choose the correct size of brushes when painting. This half term the children will learn the skills of PRINTING. They will create a repeating pattern, make a printing block, and make a mono print. The children will create patterns and pictures by printing from objects using more than one colour. They will develop impressed images with some added pencil or decorative detail. We will learn about self-portraits and look at the work of Frida Kahlo. She painted 55 self-portraits and loved bright colours, flowers and nature. We will create our own self-portraits in the style of Frida, and then recreate these portraits using printing techniques.</p> <p>Applied through: Art lessons, work to be displayed in an art exhibition at the end of the half term.</p>	<p>Our focus is: I Wanna Play in a Band by Joanna Mangona – a Rock song for children.</p> <div style="text-align: center;">  </div> <p>This unit includes teaching the children skills using; Listen & Appraise apps New progressive Warm-up Games Flexible Games Improvisation resources A new compose tool</p> <p>'I Wanna Play In A Band' is a Rock song written especially for children. In this song the children will learn about singing and playing together in an ensemble.</p> <p>As well as learning to sing, play, improvise and compose with this song, children will listen and appraise classic Rock songs.</p> <p>Skills / knowledge to be developed: Applied through: Singing, Musical games, performing songs</p>	<p>Our focus is: Belonging to a Community</p> <p>Skills / knowledge to be developed:</p> <p>This unit includes teaching the children about rules in different situations (class rules, rules at home and rules outside). We will be talking about different rights and responsibilities that they have in school and the wider community.</p> <div style="text-align: center;">  </div> <p>Children will learn about being a part of different groups and the role they play in these groups e.g., class, team and faith groups. They will discuss how a community can help people from different groups to feel included. Children will be exploring how different people have different needs, linking into how we care for people, animals and other living things in different ways.</p> <p>Lastly, we will learn about the benefits of recycling.</p> <p>Applied through: PHSE lessons, circle time</p> <p>Wellbeing:</p> <div style="text-align: center;">  </div>	<p>Our focus is: Who is a Jewish person and what do they believe?</p> <p>This investigation enables pupils to think about what might be found in a Jewish home and how these objects link to the Jewish way of life. There is a focus on the mezuzah, the belief in one God, Shabbat and Chanukah</p> <div style="display: flex; justify-content: space-around; align-items: center;">    </div> <div style="display: flex; justify-content: space-around; align-items: center; margin-top: 10px;">    </div> <p>Skills / knowledge to be developed: The children will be able to talk about how the mezuzah in the home reminds Jewish people about God. They will talk about how Shabbat is a special day of the week for Jewish people, and give some examples of what they might do to celebrate Shabbat. They will be able to re-tell a story that shows what Jewish people at the festival of Chanukah might think about God, suggesting what it means.</p> <p>Applied through: Lessons, discussion and debate Play, artefacts, photographs and storytelling to explore questions about Jewish life for themselves.</p>
<p>How can I help? Practise painting and colour mixing at home. Find out some information about Frida (but check that it is child friendly first!) https://www.youtube.com/watch?v=fneUNgrxrE Listen to the story of Frida. https://www.youtube.com/watch?v=irfXlcacJpU Watch the video together and experiment with drawing self portraits at home. https://www.bbc.co.uk/cbeebies/radio/the-paint-pots Listen to the story about the paint pots!</p>	<p>How can I help? Listen to a variety of rock songs at home- child appropriate! Share your favourite rock songs with your child- what do they think of them?</p>	<p>How can I help? Talk with your child about their emotions and explore mindful moments using Relax Kids activities or Cosmic Yoga. https://www.relaxkids.com/</p>	<p>How can I help? Discuss what precious items you have in your home. Why are they important? Talk about how special times can make people happy and thoughtful. Talk about remembering what really matters: how do people make a special time to remember? Ask children what is really good about having times of rest when life is busy? When does your child or family have times of rest in your home?</p>

Curriculum: Key Skills, Knowledge and Enrichment

Computing

Our focus is Video Creation! Digital Literacy

Skills / knowledge to be developed:

The children will record a film using a camera app called Shadow Puppets edu. They will learn how to select images and record a voiceover. They will also learn the skills to highlight and zoom into images as they record. The children will use technology purposefully and create their own story video to share with other children. These videos will be showcased on Twitter and Tapestry for grown ups to see.

They will evaluate their work and discuss how they can improve their projects and how well they have achieved their desired outcome.

Search, select, rearrange, title, text, record, pause, undo, zoom, pan, highlight.

Applied through: Computing



How can I help?

To remind your child of the importance of being safe online and checking your parental filters.



The use of social media has an age restriction of 13.

Make sure that your child is not accessing your device under your account (which has adult filters).

The Shadow Puppet edu app is free. You can download it at home so that children can practise and refine their skills!

Homework

Ongoing Homework

- **Reading:** please read with your child at least 3x weekly (logged by grownups and noted in their Home School Diary).
- **KIRF Target:** See attached letter.
- **Maths:** Please use Numbots or Maths Shed weekly to practise rapid recall skills.
- **Phonics- please use the sheet given to check that your child can read and write some of the words that we have learned over the week. Can they write the sentence from memory using the graphemes they have learned? Use the next page in the homework book to record or write on a separate sheet of paper.**

Please encourage your children to discuss their homework at home in order that they develop the skills of explanation and reasoning.

Any Other Information / Dates for the Diary

We encourage you to follow our school Twitter account @GS_Federation.

We regularly post updates and photographs of what your children are learning in class alongside other important school information, reminders and updates.



Dates for the diary:

Wednesday 4th January – Return to school

Tuesday 10th January – Clay workshops (all classes)

Friday 10th February – School closes for Half term

Thank you, as always, for your continuous help and support. If you have any queries, please do not hesitate to contact us, or make an appointment at the office to arrange a meeting or to request a phone call.

Please keep checking Tapestry or my Twitter account @mrsatheteacher <https://twitter.com/mrsatheteacher> for classroom updates and news.

Mrs Askew