

**INSPIRE   NURTURE   BELIEVE   ACHIEVE**

*Working **together** to be the **best** that we can be.*

## **Enrichment Curriculum Art and Design:**

### **Example Progression of Skills for Pattern**

**Happiness**

**Perserverance**

**Resilience**

**Kindness**

**Friendship**

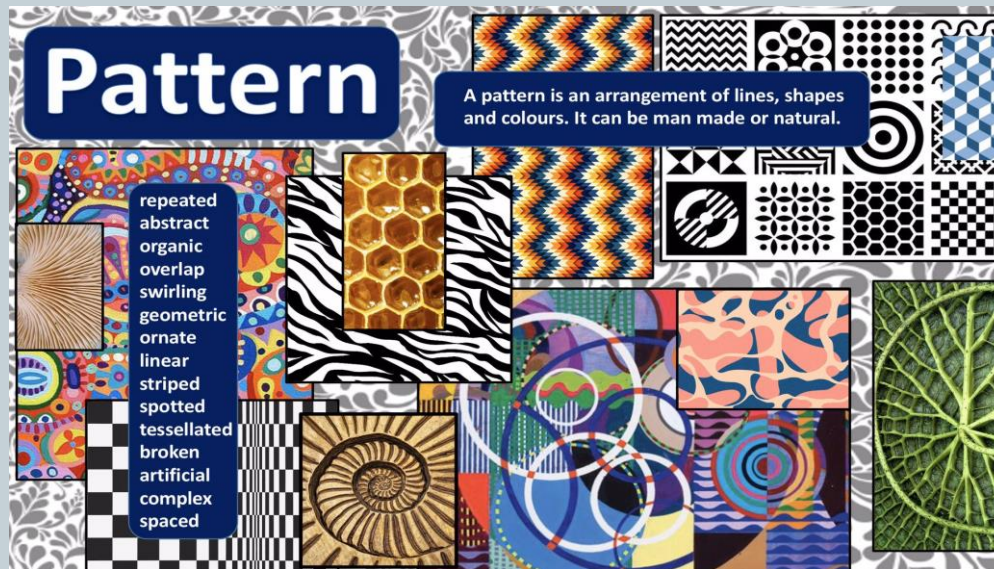
**Respect**



# Art Progression of Skills - Pattern



MEDIA – PAINTED, PRINTED, DYED,  
RUBBED, IMPRINTED, EMBOSSED





# Foundation Stage



- Imitate and create own simple repeating patterns using concrete objects i.e making an object train and photographing (buttons, stones, blocks), bead threading patterns.
- Make irregular painting patterns based on real life i.e printing the skin of a tiger/zebra/cheetah.
- Simple symmetry – folding painted butterflies.






# Year 1



- Awareness and discussion of patterns around them – pattern hunt.
- Experiment creating repeating patterns on paper using drawing or printing of own design.





# Year 2



- Experiment by arranging, folding, repeating, overlapping, regular and irregular patterning.
- Look at natural and manmade patterns and discuss.
- Discuss regular and irregular – what does it mean?

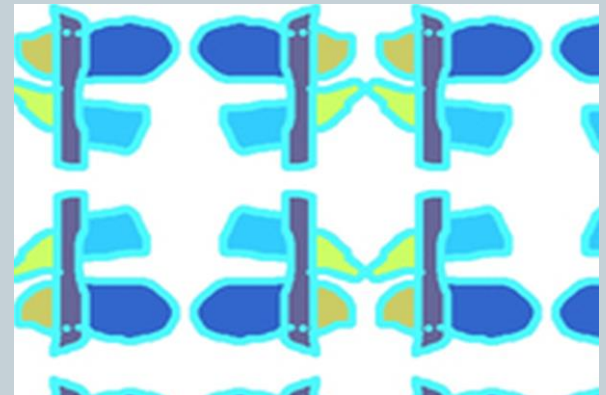





# Year 3



- Search for pattern around us (pictures, objects).
- Use the environment and other sources to make own patterns, printing, rubbing.
- Use sketchbooks to design own motif to repeat.
- Create own patterns using ICT.
- Make patterns on a range of surfaces, in clay, dough, on fabric, paper, chalk on playground.





# Year 4



- Consider different types of mark making to make patterns.
- Look at various artists creation of pattern and discuss effect i.e Gaudi, Matisse, Escher.
- Link to maths – tessellation





# Year 5 and 6



- Organise own patterns. Use shape to create patterns.
- Create own abstract pattern. Patterns reflect personal experiences and expression.
- Creating patterns for purposes e.g wallpaper, clothes, puppets, boxes, folders, book covers.
- Look at various artists creation of pattern and discuss effect i.e Morris, Sol Lewitt, Matisse.
- Discuss own and artists work, drawing comparisons and reflecting on their own creations.

