

Designing and making a musical instrument

Name	Class	Date

Investigating musical instruments

Draw one of the musical instruments you have been shown.

Label and annotate the instrument.

1. What type of instrument is it?
2. How does it make the sound?
3. Does it make different sounds, and if so, how?

Useful words;

Box
Arm
Stem
Board
Beater
String
Skin
Wood
Plastic
Rubber
Elastic
Hollow
solid



Investigating making sounds

In words and pictures show how you could make a shaker, a scraper, a drum and a string instrument.

Think about:

1. What you would use to make it.
2. How it would make a sound.

A shaker

A scraper

A drum

A string instrument

Designing

Design criteria

I am going to design and make a musical instrument for
_____ (person).

I want my musical instrument to (list in order of importance):

1. Make a sound
2. Look realistic
3. _____
4. _____
5. _____

Start to draw your ideas for your musical instrument here (use extra sheets of paper if necessary).





What tools, equipment and materials will you need to make your design?

List it here:

1. _____
2. _____
3. _____
4. _____
5. _____
6. _____
7. _____
8. _____

Planning

Draw a flow diagram to show the order in which you will make your instrument.



Evaluating

You said you wanted your design to do these things
(copy your design criteria here):

1. Make a sound.


2. Be realistic

3. _____

4. _____

5. _____

How well does your instrument do each of these things?



How could your instrument be made better?

What do you like about your instrument?
