







































LONG TERM PLAN 2023 ART AND DESIGN

LTP FOR ART/DESIGN Updated Spring 2023		EYFS YEAR 1, YEAR 2	YEAR 3, YEAR 4	YEAR 5, YEAR 6
A	Autumn	 <p>Paul Klee FOCUS: Colour/Painting Drawing</p>  <p>Bridget Riley (added Dec 22)</p>	 <p>Robert Motherwell Gustav Klimt Focus: Colour/Painting Drawing</p>  <p>M.C. Escher</p>	 <p>Charles Alston (BAME) Joan Miro Focus: Colour/Painting Drawing</p>  <p>Henry Moore</p>
	Spring	 <p>Self portraits- Frida Kahlo Amy Sherald (BAME) https://www.hausenwirth.com/artists/11577-amy-sherald/#images</p> <p>REVIEW: Colour/Painting FOCUS: Printing</p>  <p>Mary Heilmann –colour mixing</p>	 <p>Kenneth Noland Review: Colour, Painting Drawing</p> <p>Focus: Printing Self portraits</p>  <p>Picasso</p>	 <p>Andy Warhol Review: Colour, Painting Drawing</p> <p>Focus: Printing Self portraits</p>  <p>Marc Chagall https://www.davidzwiner.com/artists/kenry-james-marshall Printing on fabric (BAME)</p>
	Summer	<p>Faith Ringgold (BAME) https://www.faithringgold.com</p> <p>REVIEW: Drawing</p>  <p>Piet Mondrian FOCUS: Pattern (Build on printing skills)</p>  <p>Henri Matisse</p>	<p>Willie Birch Visual Art (BAME) REVIEW: Drawing</p>  <p>FOCUS: Pattern (Build on printing skills)</p> <p>Jasper Johns https://www.artnews.com/list-art-news/artists/jasper-johns-most-famous-works-1234604541/racing-thoughts-1983/</p> 	 <p>Shin Saimdang REVIEW: Drawing</p> <p>FOCUS: Pattern (Build on printing skills)</p> <p>https://www.benmosleyart.com/figurative-artwork/ Ben Mosley William Morris</p>
B	Autumn	 <p>Kandinsky REVIEW: Pattern</p> <p>FOCUS: Colour/Painting</p>  <p>Mark Rothko</p> <p>Drawing</p>  <p>Georgia O' Keefe</p>	 <p>David Hockney REVIEW: Pattern</p> <p>FOCUS: Colour/Painting Drawing</p>  <p>Lowry</p>	 <p>Van Gogh REVIEW: Pattern</p> <p>FOCUS: Colour/Painting Drawing</p>  <p>Jean-Michel Basquiat (BAME) Katsushika Hokusai</p>
	Spring	<p>Peter Thorpe- space art REVIEW: Colour/Painting Drawing</p> <p>FOCUS: Textiles/COLLAGE</p>  <p>Jackson Pollock</p>  <p>Alma Thomas (BAME) Starry night and the astronauts</p> 	<p>Paul Gauguin REVIEW: Colour/Painting Drawing</p> <p>FOCUS: Textiles/COLLAGE</p> <p>Ellen Jackson- weaving</p>  	<p>Nicholas Hilliard Banksy REVIEW: Colour/Painting Drawing</p> <p>FOCUS: Textiles/COLLAGE</p> <p>Gunta Stolzl Kathryn Gunsch- Benin weaving</p> 
	Summer	<p>Beth Adouette 3D form with natural materials https://www.bethadoette.com/ Guiseppe Arcimboldo NEW FOCUS: 3D FORM Sculpture</p>   <p>Brendan Jamison</p>	<p>Jill Townsley 3D form with natural materials NEW FOCUS: 3D FORM Sculpture</p>   <p>Barbara Hepworth Michelle Reader</p>	<p>Marc Quinn 3D form with natural materials NEW FOCUS: 3D FORM Sculpture</p>  <p>Peter Randall Page https://www.tate.org.uk/kids/explore/who-is/who-chila-kumari-singh-burman Chila Kuman Singh Burman</p> 

- The focus is the same across the key stages to show progression of skills across the age ranges. Displays and sketch books will show a clear skill progression.
- The end of unit piece must show skills progression and artist knowledge, rather than it fitting in with a current topic e.g Egyptians, Romans.
- Teachers can link the skills to produce a piece or art linked to a topic in topic lessons rather than art lessons if they wish.
- Artists have been chosen which show examples of the skills. If teacher wish to explore other artists, see page 3 for suggested artists linked to skills.

Sequence of Lessons

Whole Class Teaching: Where to start?

<p>LESSON 1: ARTIST STUDY EXPERIENCE AND THINKING, EVALUATION EXAMPLES OF ART WORK FROM A SPECIFIC ARTIST OR TIME PERIOD WHERE THE CHILDREN HAVE THE OPPORTUNITY TO DISCUSS AND SHARE THEIR OBSERVATIONS AND PREFERENCES. CHILDREN USE THEIR ORACY SKILLS COMMENTING ON WHAT THEY DO AND DON'T LIKE AND WHY.</p>	<p>HOOK AND INSPIRE- ARTIST LINK DEMONSTRATE SKILLS AND TECHNIQUES Knowledge based exploration: Teaching about artists/crafts people, principles, styles, genres, movements Children independently seek out information about artists and craft people Children identify and copy artistic methods and styles.</p>
<p>LESSON 2: COMPOSITION EXPERIMENT AND PRACTISE FLUENCY OF WHAT WE KNOW ALREADY REVISIT SKILL COMPARE BETWEEN ORIGINAL ARTIST AND PEERS. CRITIQUE AND RECORD IN SKETCH BOOKS. CHILDREN THEN PRODUCE THEIR OWN PIECE OF WORK BASED ON CURRENT SKILLS AND ON THEIR KNOWLEDGE OF THE ARTIST AND COMMENTING ON THEIR FAVOURITE PIECES</p>	<p>Exploring Skills based exploration: Teaching based on rolling programme and skills progression document Using different artistic materials Using different artistic tools. Children independently use their art skills Children apply know art skills to new skills Children take risks with art skills and try new things</p>
<p>LESSON 3: NEW SKILLS FOCUS BUILD ON FLUENCY AND SKILLS AND LEARN NEW SKILLS- MODELLED AND SPECIFICALLY TAUGHT. RECORDING SKILLS TAUGHT</p>	<p>Specific skills should be taught giving the children opportunities to practise before using them in their own artwork. Evidencing skills and knowledge through: Sketch books, photographs, displays, social media</p>
<p>LESSON 4 & 5: NEW SKILLS FOCUS FLUENCY/USED TO PLAN A PIECE</p>	<p>Skills are built over a period of weeks and investigated before the children begin to plan their final piece based on what they have learn</p>
<p>LESSON 6: PRODUCE FINAL PIECE OF ART REVISIT ARTIST STUDY AND EVALUATE OWN PIECE OF WORK</p>	<p>Critiquing and Redrafting Verbal and written: What has worked well? What needs to be improved? What techniques would make it different? Who else's methods/techniques can be used? How is your work similar or different to an artist? Repeat technique and skill to show progress. Focus on one area at a time to change, Always keep first drafts. Evaluate what made redrafting successful.</p>

Suggested Artists for Skills

Line	Charcoal (e.g. compressed, willow/vine, pencil) Edgas Degas, Käthe Kollwitz, Leon Kossoff, Vija Celmins, Stephen Cox, Thomas George, Georges Braque, Alison Wilding	Wax (e.g. crayon, candle) George Bellows, Edgar Degas, Van Gogh, Monet, Pissarro, Cezanne, Paul Klee, John Marin, Christian Faur, https://www.fazzino.com/art-blog/crayon-resist-watercolor-painting/	Ink (e.g. drawing ink, Indian ink, fine-liner, biro, felt tip) Mr Doodle, Rembrandt, Mark Powell, David Stone Martin, Sarah Maycock, Tim McDonagh, Edward Ardizzone, Keira Rathbone, Terence Greer, David Gentleman, John Sewell, Le Gun, Laura Carlin, Quentin Blake
Colour and Pattern	Acrylic Paint Andy Warhol, Jackson Pollock, Marc Chagall, Ben Moseley, David Hockney, Robert Motherwell, Jasper Johns, Kenneth Noland, Bridget Riley, Mark Rothko, Van Gogh, Matisse, Picasso, Paul Klee, Piet Mondrian, Aboriginal art, Tinga Tinga art	Weaving (e.g. yarn, wool, material) William Morris, Annie Albers, Sheila Hicks, Gunta Stölzl, Erin M Riley, Lenore Tawney, Alexandra Kehayoglou, Olga de Amaral, Brent Wadden, Benita Koch-Otte, Ellen Jackson,	Collage (e.g. paper, glue, material) Gaudi, Hannah Höch, Kurt Schwitters, Matisse, Georges Braque, Richard Hamilton, Robert Rauschenberg, Kara Walker, Peter Blake, Picasso, Derek Gores, Jane Perkins
Texture and Form	Re-used materials (e.g. natural materials, card, packaging) Andy Goldsworthy, Mishelle Reader, Robert Bradford, Subodh Gupta, Vik Muniz, Louise Nevelson, Tim Noble and Sue Webster, Guerra de la Paz, Nick Gentry, Wim Delvoe, Khalil Chishte, Ptolemy Elrington, Yuken Teruya, Rodney "Rodrigo" McCoubrey, Miguel Rivera, Leo Sewel, Eileen Agar, Recycled sculptures from Africa and India	Thread (e.g. embroidery thread, needles, felt, binca) Debbie Smith, Kazuhito Takadoi, Inge Jacobson, Izziyana Suhaimi, Sarah Walton, Meredith Woolnough, Linda Caverley Also consider tailors, seamstresses and designers?	

Line	Pencil (e.g. 2B-HB, coloured pencils) Leonardo da Vinci, Diego Fazio (photo-realism), Michelangelo Buonarroti, Adonna Kharre, Paul Cadden, Pierre-Yves Riveau	Pastel (e.g. oil pastels, chalk pastels) Odilon Redon, Childe Hassam, Mary Cassatt, Jean François Millet, Nancy McDonald, Andrew McDermott,	Chalk (e.g. chunky chalk, chalk pastels) Vincent Van Gogh, Julian Beever, Kurt Wenner, Tracy Lee Stum, Corinne Sutter, Rajiv Surendra, Dana Tanamachi, Hirotaka Hamasaki
Colour and Pattern	Watercolour Paint J.M.W Turner, Paul Klee, Claude Monet, Edward Hopper, Seurat, Signac, Joan Miro, Gustav Klimt, Georgia O'Keeffe, Thomas Moran, Elizabeth Murray, Winslow Homer, John Singer Sargent, Reginald Marsh,	Printing (e.g. mono, block, natural materials, fabric, screen) Albrecht Dürer, Dan Mather, Roy Lichtenstein, Andy Warhol, Bridget Riley, MC Escher, Sol LeWitt, Hokusai, Hiroshige, William Blake, Frans Masereel, Blexbolex, Laurie Hastings, Claire Halifax, Alice Pattullo, Claire Curtis, Molly Lemon, Andy Lovell, Flora McLachlan, Helen Brown, Sarah Young, Patrice Aggs	
Texture and Form	Clay Henry Moore, Barbara Hepworth, Noriko Kuresumi, Jean Arp, Eliane Monnin, Linda Lopez, Lorien Stern, Ikuko Iwamoto, ReChang Tsang, Martha Rieger, Alexander Calder, Honor Freeman, Rachel Boxnboim, Naum Gabo, George Segal, Bernard Leach, Alberto Giacometti		Textiles (e.g. Batik, tie-dye, felting) William Morris, Alison King, Sheila Hicks, Nick Cave, Jill Denton, Datuk Chuah Thean Teng, Samuel Indratma, Ann Thetis Blacker, Linda Caverley, https://www.batikguild.org.uk/artists , Andrea Graham, Jo Neil, Moira West, Jenny Pepper, 'Tie Dye Mary', Zak Syroka, Molly Williams,