

**INSPIRE   NURTURE   BELIEVE   ACHIEVE**

*Working **together** to be the **best** that we can be.*

## **SPELLING SUPPORT DOCUMENT**

**Check out this guide for tips and tricks for helping your child to learn spellings in a fun, effective and purposeful way!**

*Spelling is  
~~difficult~~  
~~challenging~~  
hard.*

Lots of children learn to spell in different ways which is why teaching how to spell accurately requires a range of approaches. Learning a variety of spelling strategies also helps children when applying spelling in their everyday writing because they have explored the word in different contexts.

Spelling can be difficult and challenging. We want all children to acquire a 'have a go' resilient attitude towards words which may seem difficult – this is why we use lots of different strategies in our spelling lessons at school.

**So, how can I make learning spellings fun so that it helps the word or pattern to 'stick'?**

**First, LOG ON!**

**Then try the following:**



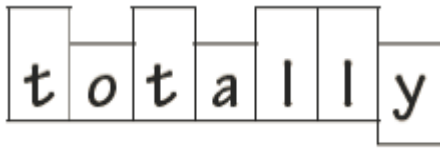


Look, Say, Cover, Write, Check

- **Look** at the words carefully thinking about the spelling rule.
- **Say** it out loud several times
- **Cover** the word up.
- **Visualise** the word then **write** it down from memory.
- **Check** the word for spelling accuracy.

### Word Shape

Draw around the word and try to remember the shape of it:



### Matching Pairs

Think of words where the pattern in the same:

house / mouse

rain / plain / train / mountain

### Rainbow Words

1. Use a different colour for each letter of the word:

b e c a u s e

2. Write the whole word in one colour. Change colour and write over the words again on top of the previous colour:



### Doodle Words

Draw images around the word that linked to the meaning of the word to help you remember what it is.



Revisit your lists regularly on Spelling Shed for Homework!

## Bubble Words

Write the words in bubble writing.



## Bubble Words and Doodle Words Combined

Write the words in bubble writing and draw an image.



## Spot the Word

Look at the word to see if you can see a smaller word or phrase inside it:

separate



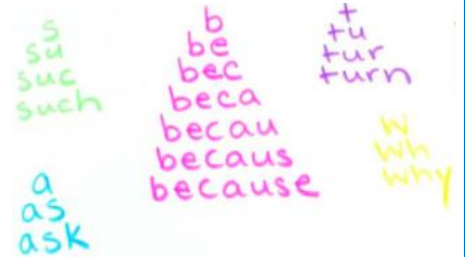
There is a rat  
in separate

## Speed Write

Choose a word from the spelling list. How many times can it be written accurately in one minute?

## Word Pyramid

Begin with the first letter of the word. Add another letter to each stage of the pyramid until the word is completed.



## Challenge:

Remove a letter at each stage to reverse the process and end up with a diamond shape.


## Spelling Jumps

Learn your spellings while playing - jump up and down on the spot and say a letter of the word with each jump.



## Spelling Flowers

Count the number of letters in the word. Draw a flower with the same number of petals. Write a letter in each petal and the full word on the centre of the flower.



y a c h t  
yacht

## Connect the Dots

Write each letter of the spelling word in dots then use a coloured pencil to trace over the dots to write the word.

bug  
bug



## Upper and Lowercase Words

Write the word in Capital Letters and again in lowercase.

**S E N S I B L E**

**s e n s i b l e**

## Across and Down

Write the word across the page. Use the first letter to write the word again down the page. Add the other letters needed to complete each word.

**f o u r**

**f o u r**

**f o u r**

**f o u r**

## Alphabetical Spellings

Write the words on the list in alphabetical order, making sure that they are written in neat handwriting.

## Spelling Tennis

One person starts with the first letter of the word; the other person says the next word. The winner is the person who says the last letter.



## Story Writing / Silly Sentences

Write a short paragraph, a story, or silly sentences that include your spelling words. Write the spelling word in fancy lettering or in a coloured pencil and underline it.

## Spelling Scramble

Scramble the letters up in each word on the spelling list. Unscramble them to reveal the correct spelling. This can be tricky and is best done after at the end of the week after a few of the other strategies.

Scrambled	Unscrambled
u e s s b	brushes ✓
x e o b s	boxes ✓
b b i e s a	babies ✓
r d w o s	words ✓
r t e s i	tries ✓
s e p t o a o t	potatoes ✓
r r w e i s o	worries ✓
p o s e r	poes ✓

## Spelling Apps

Playing on spelling games helps children to embed the spelling pattern.