



Curriculum Newsletter

GOLDSBOROUGH SICKLINGHALL Federation

Sweet Chestnut - Year 1 & 2 October – December 2022



The Christian / Human Values we are exploring this half term are Friendship and Forgiveness
Our 'Big Thinking' SMSC Question for this half term is: 'How do people celebrate friendship around the world?'

English

Our English planning is based around our topic '**Pirates of the Caribbean**' and later on '**Our Christmas**'. We have selected key texts to teach a variety of genres this half term. We will be learning about the features of a letter, focusing on the formality and language of **letter writing** as we plan and write a persuasive letters based on **The Night Pirates**. The story of Rama and Sita will allow us to write **recounts**, character portraits and use description. We will learn about the festivals of Diwali.

To kick off our topic on Pirates, we will read **Pirate Pete** and focus on our story writing skills to ensure that we are sequencing our sentences, using conjunctions to join our sentences and create our own stories.

We will write **an explanation text** to describe how to the Caribbean using the stories **Caribbean Dream & The Field**.

Reading the story **Pick a Pine Tree**, we will explore **poetry**.

We will be orally rehearsing and accurately writing sentences with a capital letter and full stop (**Year 1**), and including commas in lists, adjectives and adverbs (**Year 2**) will be a focus of independent writing. Understanding verb tenses and accurately using the correct one will also be important. **Year 1** will write sentences that have suitable spaces between words and begin to use 'and' to join two sentences. **Year 2** will be focusing on using commas in lists and improving a noun phrase by adding one or more adjective. Both year groups will be learning how and when to use a question mark in their writing. **Year 2** will be focusing on using commas in lists and improving a noun phrase by adding one or more adjective.

Reading will be an integral curriculum area as we focus on refining and improving our reading skills. In year 1 we will focus on decoding, prosody and comprehension. In year 2 we will focus on increasing our **fluency; retrieving information** quickly and efficiently to answer questions, as well as **summarising** and **sequencing**.



Maths

This half term we will be focusing on addition and subtraction skills. The children will use part whole models, write number sentences and use fact families to write addition and subtraction facts. The children will practise their number bond skills and year one will learn number bonds to 10 while year two learn number bonds from 20-100. We will use our knowledge of fact families to find a missing part and solve problems. Year two will add by making ten, add three-digit numbers and subtract 2-digit numbers. Later in the term, we will focus on shape.



KIRF Target – Autumn Term

Year 1 – I know number bonds for each number to 6

Year 2 – I can double and halve numbers to 20

Continuing to revisit these is a great way of ensuring mathematical fluency. Please see the terms KIRF target letter for a complete list of revision targets and if you would like any support or ideas on how to further support embedding these targets please just ask.

How can I help?

Year 1

Use the phonic keyring to recap all sounds learned so far in our phonic lessons.
Read eBook 3x weekly and record notes in planner.

Year 2

Practise common exception words and practise writing the words and sentences from the phonics homework sheet.
Read at least 3x a week and record notes in planner.

How can I help?

Regular use of Maths Shed, Numbots will support children's rapid recall of key facts. Short, regular practise of the KIRFS, in relation to a day-to-day activity will also support rapid recall. (E.g., double the number of eggs when baking, how many more sweets needed to make 6, etc)

Useful Websites: www.topmarks.co.uk www.mathsplayground.com

Curriculum: Key Skills, Knowledge and Enrichment

Topic – Geography

Science -

P. E

Our focus is: The Caribbean

Skills / Knowledge to be developed:



Over the course of this half term, the children will consolidate their knowledge of the 7 continents and 5 oceans and be able to locate these on the world map.

The children will begin by learning about the countries of the UK and their capital cities before developing their map skills locating the UK and the Caribbean on a globe and using an atlas. They will then look at images and video clips of these places and ask geographical questions about what it is like in the different parts of the world.



The children will then look at the different human and physical characteristics of each place and begin to use geographical vocabulary to describe the places they have studied.

Greater Depth Challenges:

The children will have the opportunity to use large maps, globes and online maps to locate the continents and oceans relative to the equator and North and South Poles and discuss why this might have an impact of their weather.

Applied through:

Geography lessons and Stories from other Countries

How can I help?

It will be helpful if children can understand their immediate environment and own locality before moving on to explore their wider country and other countries. Talk about the local area and where we live- villages, towns, the UK. Discuss with the children where they have already visited in the world and find it on a map. Show children globes, atlases, google maps and point out where we live.

Our focus is: Animals Including Humans

Skills / Knowledge to be developed:

We will begin by learning about and labelling the different parts of the human body before discussing our senses. We will explore the different senses and considering which parts of the body are linked to which sense.



The children will learn about humans and their young and other animals and their babies. We will discuss what they need to survive including water, food and shelter. We will then go on to discuss what humans need for a healthy lifestyle e.g. a balanced diet, plenty of sleep and good hygiene.

Greater Depth Challenges:

Advancing: Explain why the sense of touch may be important to a blind person.

Advancing: Explain the main differences between adult animals and humans and their offspring

Advancing: Categorise food types and explain why each group is important to humans.

Applied through:

Science lessons, discussion, understanding and explaining the concepts in detail. Exit card quizzes and tasks.

How can I help?

Use the correct vocabulary when talking about the human body and the senses.
Talk about the things you have at home that help your family to grow, thrive and stay healthy.
Discuss different foods when eating your family meal.

Our focus is: identifying different range of passes.



Skills / knowledge to be developed: The children will be working on their spacial awareness, throwing and catching skills, communication and teamwork.

Greater Depth Challenges: During different invasion games the children will have time limits, competition, reduced number of steps in which they can take within an increased area size.






Applied through:

A variety of different invasion games involving all the skills the children would have learnt throughout.

How can I help?

Please ensure that children have PE kit (including trainers) for the whole week as other indoor and outdoor sessions might take place at alternative times. They may need additional layers, hats and gloves as well as a spare coat or socks on Thursday with Mr Colley.

Curriculum: Key Skills, Knowledge and Enrichment

Design & Technology	Music	PSHE / Wellbeing	R.E.
<p style="text-align: center;">Design & Technology</p> <div style="text-align: center;">  </div> <p>Skills / knowledge to be developed:</p> <p>This half term we are going to be designers! We will use a variety of puppets to identify their purpose, and think about the users. We will create our own designs of a puppet and decide who it will be for and what they will do with it.</p> <p>The children will explore different joining techniques, mark out and cut using a mock up template, and they will use a variety of tools such as staplers, scissors, tape, hole punchers. In year 2 the children will learn stitching techniques too.</p> <p>They will apply finishing touches to their puppet to make it appealing and evaluate it, checking whether it was fit for purpose and whether the user enjoyed using the product.</p> <p>Applied through: Designing and making a glove puppet for ourselves to perform a show!</p>	<p>Our focus is:</p> <p>Ho Ho Ho – a fun Christmas song</p> <div style="text-align: center;">  </div> <p>Skills / knowledge to be developed:</p> <p>Finding the 'pulse' in the music Identifying all the elements within the music Clapping Rhythms Identifying pitch Performing</p> <p>Applied through: Singing, Musical games, performing songs and Nativity performance.</p>	<p>Our focus is: 'Safe Relationships' & 'Respecting ourselves and others'.</p> <p>Skills / knowledge to be developed:</p> <p>We will focus on safe relationships this half term and look at situations when feelings can be hurt and where they can go to for help.</p> <p>This unit will teach the children about what it means to keep something private, including parts of the body that are private. It will also help the children to identify different types of touch and what they can do if they feel unsafe or worried.</p> <p>The children will learn about kind and unkind behaviour and about who they can tell if they are upset. Lastly, they will learn about bullying behaviour and the different types of bullying.</p> <p>Applied through: PHSE lessons, circle time</p> <p>Wellbeing:</p> <div style="text-align: center;">  </div>	<p>Our focus is:</p> <p>Christianity: Which stories are special and why? (Christmas)</p> <p>Skills / knowledge to be developed:</p> <p>How and why do we celebrate special times (Christmas) What stories are special to us? What is a holy book? What did Jesus teach about God in a story? What did Jesus say about how to treat others? How are holy books treated?</p> <div style="text-align: right;">  </div> <p style="text-align: center;">THE NATIVITY STORY</p> <p>Applied through: Lessons, discussion and debate along with our Nativity performance.</p> <div style="text-align: center;">  </div>
<p>How can I help? Encourage discussions & evaluation language about different materials being used for different purposes.</p>	<p>How can I help? Reassure children that all roles are important. Help your child to learn lines and comment on their expression.</p>	<p>How can I help? Talk with your child about their emotions and explore mindful moments using Relax Kids activities or Cosmic Yoga. https://www.relaxkids.com/</p>	<p>How can I help? Discuss the Christmas Story with your child. Look at other special celebrations from other cultures.</p>

Curriculum: Key Skills, Knowledge and Enrichment

Computing

Our focus is E Safety

Skills / knowledge to be developed:

Children will learn the common uses of information technology beyond school. We will discover how to use technology safely and respectfully, and the importance of keeping personal information private. The children will identify where to go for help and support when they have concerns about content or contact on the internet or other online technologies.



Applied through: Computing, PSHE

Using ages appropriate stories and lessons, we will teach about personal privacy, telling a grown up if you need help.

How can I help?

To remind your child of the importance of being safe online and checking your parental filters.



The use of social media has an age restriction of 13.

Make sure that your child is not accessing your device under your account (which has adult filters).

Homework

Ongoing Homework

- **Reading:** please read with your child daily (logged by grownups and noted in their Home School Diary).
- **KIRF Target:** See attached letter.
- **Maths:** Please use Numbots or Maths Shed weekly to practise rapid recall skills.
- **Phonics- please use the sheet given to check that your child can read and write some of the words that we have learned over the week. Can they write the sentence from memory using the graphemes they have learned? Use the next page in the homework book to record or write on a separate sheet of paper.**

Please encourage your children to discuss their homework at home in order that they develop the skills of explanation and reasoning.

Any Other Information / Dates for the Diary

We encourage you to follow our school Twitter account @GS_Federation.

We regularly post updates and photographs of what your children are learning in class alongside other important school information, reminders and updates.



Dates for the diary:

October

Monday 31st October – FROGS – Break the Rules Day

November

Monday 7th – Friday 11th Book Fair in school

Tuesday 8th and Wednesday 9th November – Parents evening

Monday 14th – Friday 18th November – Anti-Bullying week

Monday 14th November – Odd Socks Day

Wednesday 23rd November – Nell Bank visit

Wednesday 30th November – Theatre Visit – Aladdin Panto

December

Monday 5th – Christmas Market – Children's Enterprise project – details TBC

Thursday 8th – Christmas Jumper and Christmas Dinner day

Monday 12th – Whole School Nativity – 1:30pm

Thursday 15th - Christmas Party afternoon in school (FROGS)

Friday 16th – School closes at 2pm

Thank you, as always, for your continuous help and support. If you have any queries, please do not hesitate to contact us, or make an appointment at the office to arrange a meeting or to request a phone call.

Please keep checking Tapestry for classroom updates and news.

Mrs Askew